
高速計算與電子商務網站開發平台 HPC Portal Development Platform

使用者手冊 User Guide

吳建衡
Chien-Heng Wu (Gary)

e-mail: garywu@nchc.org.tw

SourceForge.net: <http://sourceforge.net/projects/hpc-portal/>

OpenFoundry: <http://of.openfoundry.org/projects/1037>

Version 2.5.0
Date 10/27/2010

APPROVAL FORM (USER REQUIREMENT)

THIS DOCUMENT MAY NOT BE REPRODUCED OR COPIED IN WHOLE OR IN PART

DOCUMENT ID :	NUMBER OF PAGES : 30
REVISION NO : 2.5.0	STATUS : <input checked="" type="checkbox"/> Active <input type="checkbox"/> Obsolete
CREATED DATE : 10/27/2010 15:08:00 A10/P109	REVISED DATE : 10/27/2010
FILENAME : 高速計算網站開發平台_使用者手冊.doc	CREATED BY : 吳建衡 Chien-Heng Wu (Gary)

(Internal Co-Sign, sign if **ACCEPT**)

CREATE/REVISE D By	Double Checked By	Section Manager	Section Manager	Section Manager
Chien-Heng Wu (Gary)				

Business Owner	Business Owner Director	System Owner	Data Owner
Chien-Heng Wu (Gary)			

(Sign if **REJECT**, and all signature must be signed with date)

Reject By	Comment

Change History (The newest version is on the top)

Date	Revision	Responsibility	Change Description
07/14/2009	2.0		Initial Release

~ 07/24/2009			
08/31/2009	2.1		2.4 如何下載 2.5 安裝 2.7 展示
09/28/2009	2.1.1		2.4 如何下載 2.5 安裝 2.7 展示
10/20/2009	2.1.2		2.2 特性 2.4 如何下載 2.7 展示
02/09/2010	2.1.3		Rename as 高速計算網站開發平台 2.1 榮獲 2009 開放原始碼創新應用開發大賽 - 優等獎 2.2 目的 2.3 特色 2.6 安裝
04/27/2010	2.1.4		2.2 目的 2.3 特色 2.4 研發平台架構 2.6 安裝
09/29/2010	2.1.5		2.4 研發平台架構 2.5 如何下載 2.6 安裝 3 Reference
10/27/2010	2.5.0 (釋出版本)		2.1 榮獲 2009 開放原始碼創新應用開發大賽 - 優等獎 2.2 目的 2.3 特色 2.5 如何下載 2.6 安裝 2.7 起動 HPC Portal Server 2.8 展示 3 Reference

Contents

APPROVAL FORM (USER REQUIREMENT)	2
1 前文	6
1.1 關於此文件.....	6
1.2 誰應閱讀此文件.....	6
1.3 LICENSE.....	6
2 高速計算與電子商務網站開發平台	8
2.1 榮獲 2009 開放原始碼創新應用開發大賽 - 優等獎.....	8
2.2 目的.....	8
2.3 特色.....	10
2.4 研發平台架構.....	13
2.5 如何下載.....	14
2.6 安裝.....	16
2.7 起動 HPC PORTAL SERVER.....	20
2.8 展示.....	22
3 REFERENCE	29

1 前文

1.1 關於此文件

This user guide describes the usage of HPC Portal Development Platform from user's perspective. This development platform is based on the architecture design and implementation experiences by using Liferay Enterprise Portal and JBoss Application Server.

1.2 誰應閱讀此文件

IT project managers, Java developers and relevant key users, should read this document.

1.3 License

For This Document:

You are free:

- to share—to copy, distribute, and transmit the work
- to remix—to adapt the work

Under the following conditions:

- **Attribution.** You must attribute the work in the manner specified by the author or licensor (but not in any way that suggests that they endorse you or your use of the work).
- **Share Alike.** If you alter, transform, or build upon this work, you may distribute the resulting work only under the same, similar or a compatible license.

The full version of this license appears in the appendix of this book, or you may view it online here:

<http://creativecommons.org/licenses/by-sa/3.0>

For Software:

The MIT License is a free software license originating at the Massachusetts Institute of Technology (MIT). It is a permissive license, meaning that it permits reuse within proprietary software on the condition that the license is distributed with that software, and GPL-compatible, meaning that the GPL permits combination and redistribution with software that uses the MIT License.

Copyright (c) <year> <copyright holders>

Permission is hereby granted, free of charge, to any person

obtaining a copy of this software and associated documentation files (the "Software"), to deal in the Software without restriction, including without limitation the rights to use, copy, modify, merge, publish, distribute, sublicense, and/or sell copies of the Software, and to permit persons to whom the Software is furnished to do so, subject to the following conditions:

The above copyright notice and this permission notice shall be included in all copies or substantial portions of the Software.

THE SOFTWARE IS PROVIDED "AS IS", WITHOUT WARRANTY OF ANY KIND, EXPRESS OR IMPLIED, INCLUDING BUT NOT LIMITED TO THE WARRANTIES OF MERCHANTABILITY, FITNESS FOR A PARTICULAR PURPOSE AND NONINFRINGEMENT. IN NO EVENT SHALL THE AUTHORS OR COPYRIGHT HOLDERS BE LIABLE FOR ANY CLAIM, DAMAGES OR OTHER LIABILITY, WHETHER IN AN ACTION OF CONTRACT, TORT OR OTHERWISE, ARISING FROM, OUT OF OR IN CONNECTION WITH THE SOFTWARE OR THE USE OR OTHER DEALINGS IN THE SOFTWARE.

2 高速計算與電子商務網站開發平台

2.1 榮獲 2009 開放原始碼創新應用開發大賽 - 優等獎

競賽名稱	2009 開放原始碼創新應用開發大賽 (Open IDEAS 2009)
競賽獎項	優等獎 (全國第三名)
得獎作品 (職業組)	高速計算與電子商務網站開發平台 HPC Portal Development Platform
得獎人	吳建衡
頒獎典禮	98 年 12 月 1 日(星期二) 世貿一館 2 樓第 3、4 會議室
URL	http://www.oss.org.tw/contest/ http://oss.org.tw/contest/index.html
相關新聞	國家實驗研究院 >> 院務訊息 <ul style="list-style-type: none"> ● 主題：國研院國網中心獲『資策會 2009 開放原始碼創新應用開發大賽』優等獎項 ● http://www.narl.org.tw/tw/event/event.php?event_id=1832
	國家高速網路與計算中心 >> 新聞 <ul style="list-style-type: none"> ● 主題：2009 開放原始碼創新應用開發大賽 國網中心兩項專案獲獎 ● http://www.nchc.org.tw/tw/news/index.php?NEWS_ID=117
	National Center For High-Performance Computing >> News <ul style="list-style-type: none"> ● Topic: The NCHC Wins 2009 Open Source Contest! ● http://www.nchc.org.tw/en/news/index.php?NEWS_ID=63

2.2 目的

長久以來，有些政府組織、企業團體、教育單位及其它中小企業常面臨資訊系統專案預算不足的問題。特別是近一年來，因全球景氣衰退，更多的組織及企業將大量減少相關資訊系統專案預算。雖然如此，資訊系統專案仍然須繼續依企業內部的相關需求做開發。因此，自由軟體之網站開發平台扮演重要的角色，它結合開發與支援小組提供相關的服務，但它所付出的成本比商業軟體要減少許多。

為了提供符合全球趨勢與俱備先進技術的自由軟體之網站開發平台，因而產生”高速計算與電子商務網站開發平台 HPC Portal Development Platform”(Figure 1)。此平台提供極佳的網站開發平台給Java開發者來設計、撰寫程式，客制化與部署網站系統。它採用Tomcat (Web Server) and JBoss (Java EE Application Server)將呈現層、邏輯層與資料層分開，因此它的架構相當健全，穩定與先進。此架構讓Java開發者針對他們的需求將內容豐富化。此外，此研發平台提供使用者一個完整的互動環境，給企業或個人使用服務導向型架構(Service Oriented Architecture)的相關應用，並且能使用在所有形式的服務，讓使用者可以有更佳、更有效率的體驗。

- 實用性:
 - 可運用在各種層面, 例如: 學術界, 商業界, 其它各種領域, 個人
- 經濟效益:
 - 節省龐大授權費用

	高速計算網站開發平台 HPC Portal Development Platform (MIT License)	IxM Portal Development Platform
Portal Engine	Liferay Enterprise Portal (MIT License)	WebXxx Portal
Java EE Application Server	JBoss Application Server GNU Lesser General Public License (GNU 較寬鬆公用授權條款)	WebXxx Application Server
SOA Support	Yes	Yes
Cost	\$0 (MIT License)	NT\$2,500,000 / per CPU

- 結省客制化費用: 如果由 Liferay 公司來客制化此研發平台, 需大約 US\$3000/a month (約台幣 10 萬).

- For customers who are evaluating our product, we do offer a monthly developer support starter kit. For US\$3000 a month (約台幣10萬) (limited to two months), you can get unlimited support for any issues you have related to Liferay with a one business day email only level support.
- Meesa Kim

- Sales Representative
- LIFERAY, Inc. Enterprise. Open Source. For life.
- 創新性
 - 靈活性與加速開發性高
 - 涵蓋 HPC Portlets 與支援許多先進 Java 技術
 - 支援服務導向型架構
 - 與各種資料庫和中介軟體做整合
- 其它效益:
 - 提升產業發展
 - 成為國內學術與教育系統之開發平台
 - 提升學生軟體開發技術 (Millions of Java Source code for Students to learn, use and modify for their projects)

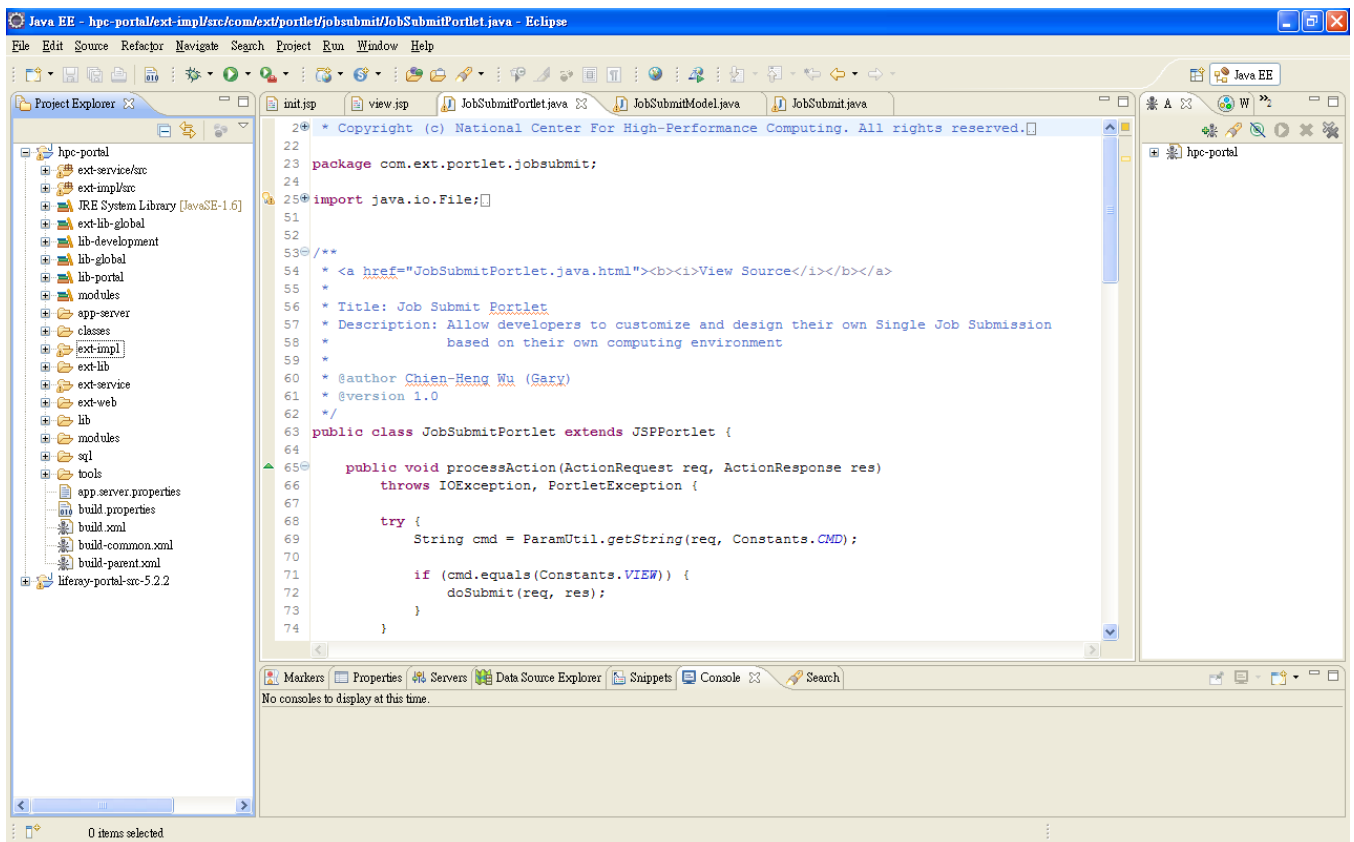


Figure 1. 高速計算與電子商務網站開發平台 (HPC Portal Development Platform)

2.3 特色

高速計算與電子商務網站開發平台 HPC Portal Development Platform (Figure 1) 允許 Java 的開發者打開 Web-based portals 與高速計算應用方面的隔閡。它能讓他們開發活用以內容為主的工作環境，特別在程式設計與撰寫方面，高速計算的知識工作者將可使用單一窗口操作各方面的高速計算服務、高速計算應用、高速計算內容、與高速計算搜尋服務。

1. 創新的網站範本大幅減少網站建置時間。
2. 使用及整合第三方系統，以便更有效利用現有的基礎架構。
3. 查看目前上線名單，與同事和客戶展開即時線上對談。
4. 不同使用者群組可共用、檢視及組織各種文件。
5. 保持專案團隊溝通順暢，在對的時間傳送對的資訊給對的使用者。
6. 大量採用業界標準，使解決方案可隨企業成長而擴充，不需付出鉅額的維護和移轉成本。
7. 善用簡單工具，使用者也能輕鬆更新網站的外觀與操作元件，不需勞煩 IT 人員。

“高速計算與電子商務網站開發平台 HPC Portal Development Platform” 能為高速計算做些什麼?

不單只為高速計算，此研發平台也能成為其它功能的Portal(入口網站)，例如:

- ✧ Personal Portal 個人入口網站
- ✧ Business Portal 商業入口網站
- ✧ Enterprise Portal 企業入口網站
- ✧ Educational Portal 教育入口網站

身為高速計算與電子商務網站開發平台 HPC Portal Development Platform，Java的開發者與程式設計師能設計與撰寫高速計算相關的Portlet程式與應用，例如:

- ✧ Role of Infrastructure Portal with the highest security for High Performance Computing
- ✧ Cluster Status
- ✧ Single Job Submission
- ✧ Queue Status
- ✧ Workflow
- ✧ Other specific portlets for HPC users to query。

此研發平台能提供那些益處?

- (1) 資訊科技架構與需求最佳化

高速計算與電子商務網站開發平台 **HPC Portal Development Platform** 能將現有IT環境最佳化，因為它整合Liferay Enterprise Portal with JBoss-Tomcat Application Server。它能夠使用在各式的資料庫伺服器、或作業系統。

JBoss-Tomcat Application Server 是一種標準的Java EE (Java Enterprise Edition) Application Server，它提供相當強大的功能給Web and Java EE的開發。它也是全球最熱門的Java EE Application Server。JBoss Application Server (AS)並提供Clustering支援，能在Server起動時自動偵測是否為Cluster。

(2) 透過 Single Sign On 來調整與切入所有的資料與應用

高速計算與電子商務網站開發平台 **HPC Portal Development Platform** 提供單一入口點，從組織內部到外部進入使用者所有的內容、資料、與資訊。Single Sign On讓使用者Login一次後使用所有的資訊。

在登入後，相關的認證與權限控管，提供使用者針對各式層面高速計算使用者，控制與客制相關的機密資訊與功能，例如: Enterprise Admin Portlet、Community Portlet、Other access control portlets。

(3) 協同合作與客制化

- ✧ 爲了讓不同的高速計算使用者能協同合作，此研發平台允許它們建立真實的社群，例如: Instant Messaging、Message Boards、Blogs & Wikis。
- ✧ 爲使增強使用者對此研發平台的體驗與忠誠度，每一個 HPC 的社群成員能夠提供他們自有的頁面與 URL 連結。
- ✧ 此研發平台裏的 HPC Portal 允許 drag-and-drop portlets 來根據使用者的喜好做相關的客制化。
- ✧ 在無需撰寫複雜的程式下，相關的 Themes 與 Portlets 能改變使用者的觀感(Look and Feel)。

(4) 延展高速計算領域

高速計算與電子商務網站開發平台 (**HPC Portal Development Platform**) 能將企業與高速計算領域裏，根據無限的內容與應用叢集化(Clustering)。並且，此研發平台能幫助企業組織與單位避免產生“vendor lock-in or dependence on a single third-party”。它也含蓋許多核心的先進技術，因此可大大的縮短開發時間。

(5) 支援服務導向型架構

此研發平台不僅支援”服務導向型架構Service Oriented Architecture (SOA)” [5] 設計方法，並且提供工具與架構來延伸 SOA 到 HPC application portlets。它也支援傳統與無線的行動裝置，讓高速計算與電子商務的使用者更加便利。

(6) 加速網站開發與部署



當程式撰寫完成後，程式設計師只要在"app-server" Tag 點兩下，程式編輯與部署將可一次完成。因此，可大大提高資訊工作者提高效率與增加工作產量。

2.4 研發平台架構

給予開發者有充足的力量去操控與開發針對它們的需求所開發的相關應用。高速計算與電子商務網站開發平台 (HPC Portal Development Platform) 提供Structs， Tiles， JSP and JSF等相關的物件，讓開發者能客製化他們的應用。使用者也可以在頁面上，增加、移動、或移除物件。

此研發平台支援多層次(multiple tiers - presentation, service, business logic, and database)架構 (Figure 2)，能夠符合相關的負載需求。它使用Session EJBs將Web server, EJB server, and database server分開，以其達到叢集化(Clustering)，使系統本身最佳化。另外，此架構支援 High Availability，透過HTTP Failover、Session Replication、與Hardware/Software Load Balancing 來達到無關機時間。

此研發平台使用Session EJB and POJO implementation 來提供在大型組織所需要的高延展性與高交易量。Local Session EJBs 將商務邏輯提供給其它的Session EJBs，並且無需做特別檢查，因為它們無法從遠端呼叫。商務規則或政策也可以從POJO implementations 透過遠端呼叫Remote Session EJBs 傳回本機端。

此研發平台不僅支援”服務導向型架構Service Oriented Architecture (SOA)” [5] 設計方法，並且提供工具與架構來延伸 SOA 到 HPC application portlets。它也支援傳統與無線的行動裝置，讓高速計算與電子商務的使用者更加便利。

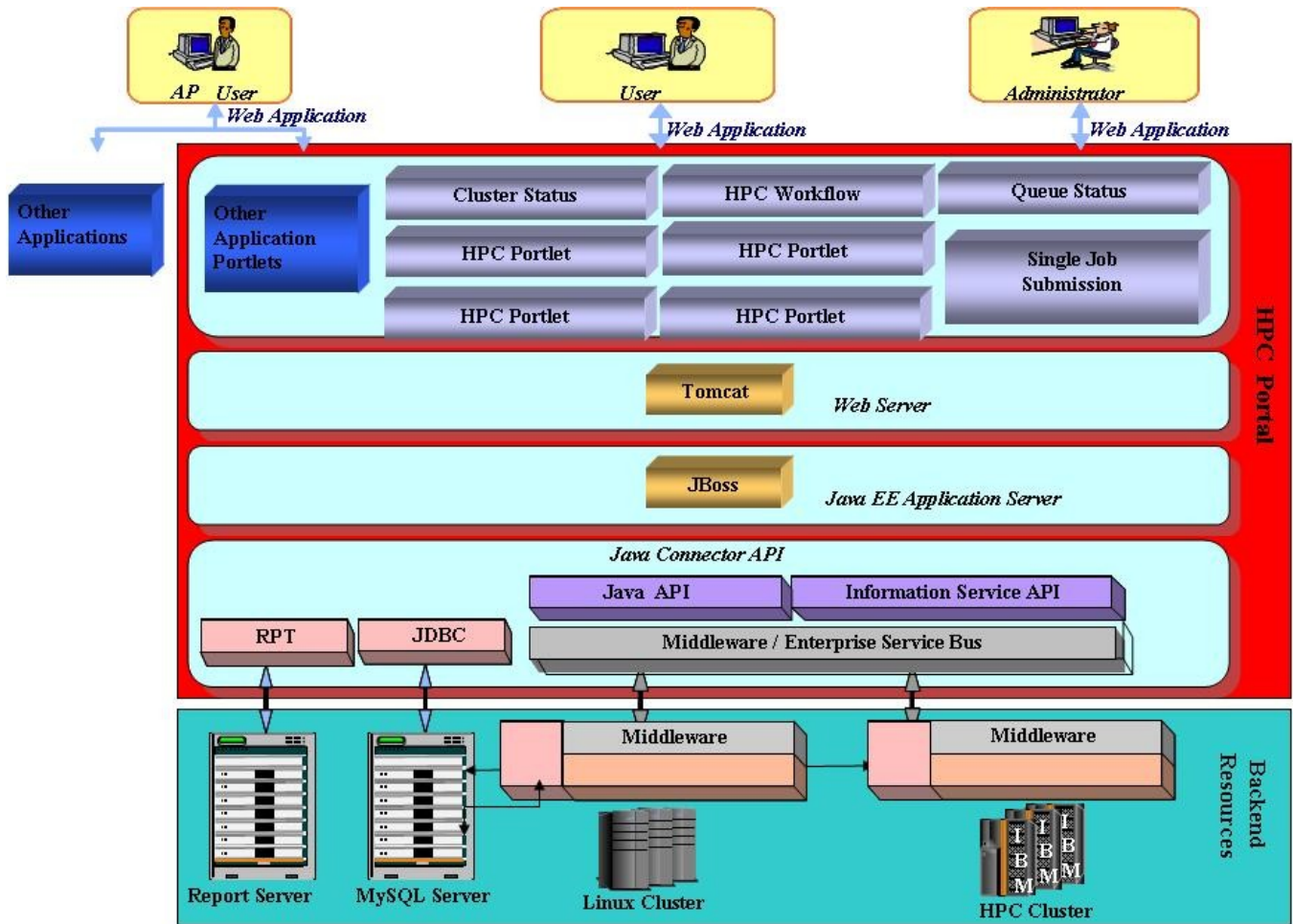


Figure 2. Platform Architecture

Portal Engine	Liferay Enterprise Portal 5.2.2 CE
Application Server	JBoss Application Server 5.0.0GA

2.5 如何下載

The screenshot shows a web browser window displaying the SourceForge.net project page for "HPC Portal Development Platform". The browser's address bar shows the URL <http://sourceforge.net/projects/hpc-portal/>. The page header includes the SourceForge logo and navigation links like "Find Software", "Develop", "Create Project", "Blog", "Site Support", and "About". A search bar is present with the text "enter keyword" and a "Search" button. The main content area features the project title "HPC Portal Development Platform" by garywu70, hpc-portal, along with social sharing options. Below the title, there are tabs for "Summary", "Files", "Support", and "Develop". The "Files" tab is active, showing a "Download Now!" button for "hpc-portal-dev-platform_v... (536.5 MB)" and a "View all files" link. A tooltip is visible over the download button, displaying the file path `hpc-portal-dev-platform/hpc-portal-dev-platform_v2.5GA/hpc-portal-5.2.2_v2.5.0GA_win32.zip` and the release date "released on 2010-10-27 1:45:44 UTC". The page also includes a "Ratings and Reviews" section and a "Project Feed" section. On the right side, there are advertisements for "Find Free software design" and "Free UML Tool".

SourceForge.net URL: <http://sourceforge.net/projects/hpc-portal/>

The screenshot shows a Mozilla Firefox browser window displaying the Open Foundry website. The page title is "基本資料 - hpcportal - OpenFoundry". The URL in the address bar is "http://www.openfoundry.org/of/projects/1037". The website header includes the Open Foundry logo and navigation links for "登入 | 註冊 | English" and a search bar. The main content area features a blue navigation bar with links for "首頁", "專案", "社群", "新聞", "法律源地", "工作坊", "資源表列", and "關於". Below this, there is a sidebar with a "專案列表" section containing links for "專案資訊", "專案新聞", "待辦事項", "共同筆記", "版本控制", "下載區", and "通訊論壇". The main content area displays the "HPC Portal Development Platform (高速計算網站開發平台)" project page. It includes a "基本資料" section with the following details:

程式碼授權	OSI: MIT License
程式語言	Java
連絡方式	garywu@nchc.org.tw
專案代號	hpcportal
專案摘要	HPC Portal Development Platform (高速計算網站開發平台)
專案描述	# 榮獲2009開放原始碼創新應用開發大賽-優等獎 # SourceForge.net -> http://sourceforge.net/projects/hpc-portal/ # 專案開發者: Gary Wu (garywu@nchc.org.tw) # 國家高速網路與計算中心 National Center For High-Performance Computing # 目的: 有些政府組織、企業團體、教育單位及其它中小企業常面臨資訊系統專案預算不足的問題, 雖然如此, 資訊系統專案仍然須繼續依企業內部的相關需求做開發, 因而研發與設計出一套"高速計算網站開發平台", 以協助這些單位節省龐大授權費用。 # 範圍: 學術界, 商業界, 其它各種領域, 個人 # 效益: * 節省龐大授權費用

Open Foundry URL: <http://www.openfoundry.org/of/projects/1037>

2.6 安裝

- **Ant** (<http://ant.apache.org/>)
- **JDK** (<http://java.sun.com/>)
- **Eclipse for Java EE** (<http://www.eclipse.org/>)
- **HPC Portal Development Platform**
 - <http://sourceforge.net/projects/hpc-portal/>
 - <http://www.openfoundry.org/of/projects/1037>

安裝內容分為下列 3 步驟：

需先設定 java 開發環境，再安裝 Eclipse。HPC 平台可適用於 Linux 與 Windows 下，於下載時注意一下即可，本次筆者以 Linux 設定為例。

1. 安裝環境設定：需設定 JAVA 開發環境。

[在 Linux 下操作]

- (1) 打開終端機，切換為 root 模式
[your name:~\$] **sudo su -**
- (2) 將 opt 資料夾權限，改變為 777
[root:~#] **chmod 777 /opt**
- (3) 進入 opt 目錄，並建立 java 目錄
[root:~#] **cd /**
[root:~#] **mkdir java**

[安裝 ANT]

- (1) 移除舊版 ANT，下載 ANT，解壓縮到 **/opt/java**
- (2) **Unzip apache-ant-1.8.1-bin.zip into /opt/java**

[設定 JDK]

- (1) 移除舊版 JDK，下載並安裝 JDK：在” **/opt/java**” 裏 install JDK 6.0 (ex. **jdk-6u22-linux-i586.bin**)
- (2) 改變檔案權限
[your name:~\$] **chmod 755 jdk-6u22-linux-i586**
- (3) 建立 JDK 連結
[your name:~\$] **ln -s /opt/java/jdk1.6.0_22 current-jdk**
- (4) 建立 Ant 連結
[your name:~\$] **ln -s /opt/java/apache-ant-1.8.1 current-ant**

[設定 ENV Path]

- (1) 打開 Linux 隱藏檔 profile
[your name:~\$] vim **/home/your name/.profile**
或 [root:~#] vim /etc/profile
- (2) 在 profile 檔案內，於第 2 個 fi 的下一行，貼上以下內容：
JDK Symbolic Link: ln -s /opt/java/jdk1.6.0_21 current-jdk
export JAVA_HOME=/opt/java/current-jdk
Ant Symbolic Link: ln -s /opt/java/apache-ant-1.8.1 current-ant
export ANT_HOME=/opt/java/current-ant

```
export PATH="${JAVA_HOME}/bin:${ANT_HOME}/bin:${PATH}"
```

- (3) 登出 Linux 之後, 再重新登入
- (4) 確認 Ant 是否正常設定: “**ant -version**”
- (5) 確認 JDK 是否正常設定: “**java -version**”

[安裝 eclipse]

- (1) 至官網 download “**eclipse-jee-helios-SR1-linux-gtk.tar.gz**” 或更新版本
- (2) unzip 上述壓縮包到 **/opt/java**

2. 下載 HPC、安裝與啟動

- (1) 下載 “**hpc-portal-5.2.2_version_linux-gtk.zip**” 檔案

下載點: <http://sourceforge.net/projects/hpc-portal/> 或 <http://www.openfoundry.org/of/projects/1037>

- (2) 將上述 zip 檔解壓縮到 **/opt/java**

- (3) 執行 eclipse :

```
[your name:~$] cd /opt/java/eclipse
```

```
[your name:~$] ./eclipse
```

- (4) 進入 eclipse, 點選視窗上 file 選單 > workspace > 選單, 將專案來源設定為 **/opt/java/hpc-portal-5.2.2**

[Windows 版本安裝方式]

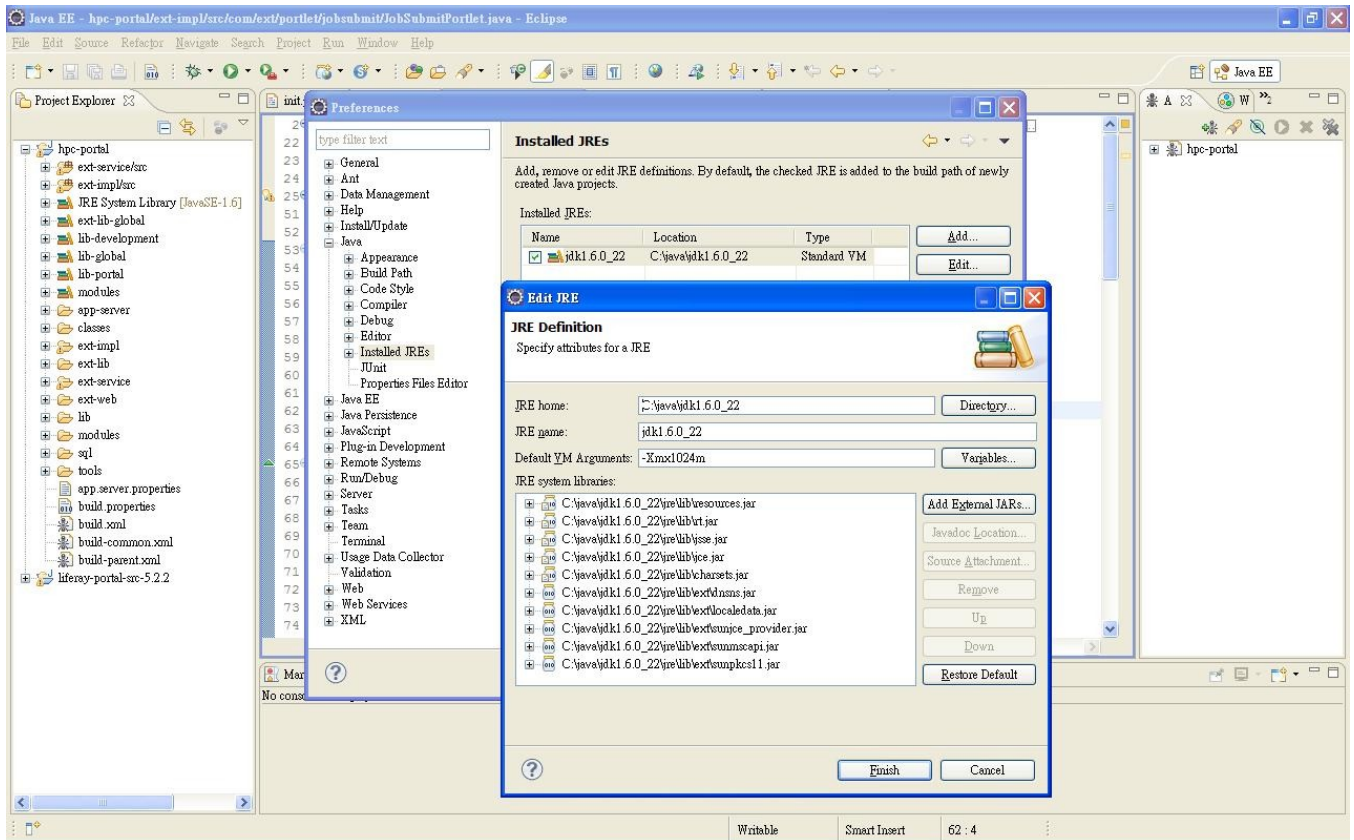
Root Folder “C:\java”	Create a folder “C:\java”
ANT	<ul style="list-style-type: none"> ● Remove the old version ● Unzip apache-ant-1.8.1-bin.zip into “C:\java” ● Set an environment variable called %ANT_HOME% to point to your JDK directory. <ul style="list-style-type: none"> ■ ANT_HOME = C:\java\apache-ant-1.8.1
JDK	<ul style="list-style-type: none"> ● Remove the old version ● Install jdk-6u22-windows-i586-p.exe ● Set an environment variable called %JAVA_HOME% to point to your JDK directory. <ul style="list-style-type: none"> ■ JAVA_HOME = C:\java\jdk1.6.0_22
ENV Path	.; C:\java\jdk1.6.0_22\bin;C:\java\apache-ant-1.8.1\bin;...
	Reboot System

- **HPC Portal Development Platform**

Linux	<ol style="list-style-type: none"> 1. download "<i>hpc-portal-5.2.2_version_linux-gtk.zip</i>" 2. unzip it into "<i>/opt/java</i>" 3. "[portal\$ cd /opt/java/eclipse]" → "[portal\$./eclipse]" 4. select "Workspace: /opt/java/hpc-portal-5.2.2"
Windows	<ol style="list-style-type: none"> 1. download "<i>hpc-portal-5.2.2_version_win32.zip</i>" 2. unzip it into "<i>C:\java</i>" 3. Run "C:\java\eclipse\eclipse.exe -data C:\java\hpc-portal-5.2.2"

- [Eclipse for Java EE (<http://www.eclipse.org/>)]

Linux	<ol style="list-style-type: none"> 1. download "<i>eclipse-jee-helios-SR1-linux-gtk.tar.gz</i>" 2. unzip into "<i>/opt/java</i>" 3. start Eclipse 4. select the workspace in "<i>/opt/java/hpc-portal-5.2.2</i>"
Windows	<ol style="list-style-type: none"> 1. download "<i>eclipse-jee-helios-SR1-win32.zip</i>" 2. unzip it into "<i>C:\java</i>" 3. start Eclipse 4. select the workspace in "<i>C:\java\hpc-portal-5.2.2</i>"



- **NOTE: To avoid “Out of Memory Error”, need to increase the amount of memory the JVM can allocate to run ant builds**
- Start Eclipse → Window → Preferences → Java → Edit JRE → set “Default VM Arguments: **-Xmx1024m**”

2.7 起動 HPC Portal Server

由 linux 終端機啟動 HPC Portal 開發平台

(1) 在 X Window 下的檔案瀏覽器，copy 位置列 Path = **/opt/java/hpc-portal-5.2.2/hpc-portal/app-server/jboss-tomcat-5.0.0/bin**

(2) 開啓 Linux 終端機，輸入以下指令：

```
[your name:~$] cd /
```

```
[root:~#] cd /opt/java/hpc-portal-5.2.2/hpc-portal/app-server/jboss-tomcat-5.0.0/bin
```

(2) 終端機再輸入 **./run.sh**

以上可搭配參數： **-c <config_name> -b <bind_address>**

例如：**./run.sh -b development.nchc.org.tw** (備註： -b means Bind address for all

JBoss services)

(備註：如使用虛擬機器安裝，建議 RAM 設定 1G 以上，較為順暢)

Linux	<ol style="list-style-type: none">1. Path = /opt/java/hpc-portal-5.2.2/hpc-portal/app-server/jboss-tomcat-5.0.0/bin2. Open a console window, and issue the following command ./run.sh -c <config_name> -b <bind_address><ul style="list-style-type: none">• Example: ./run.sh -b development.nchc.org.tw• NOTE: “-b” means Bind address for all JBoss services
Windows	<ol style="list-style-type: none">1. Path = C:\java\hpc-portal-5.2.2\hpc-portal\app-server\jboss-tomcat-5.0.0\bin2. Open a console window, and issue the following command ./run.bat -c <config_name> -b <bind_address><ul style="list-style-type: none">• Example: ./run.bat -b development.nchc.org.tw• NOTE: “-b” means Bind address for all JBoss services

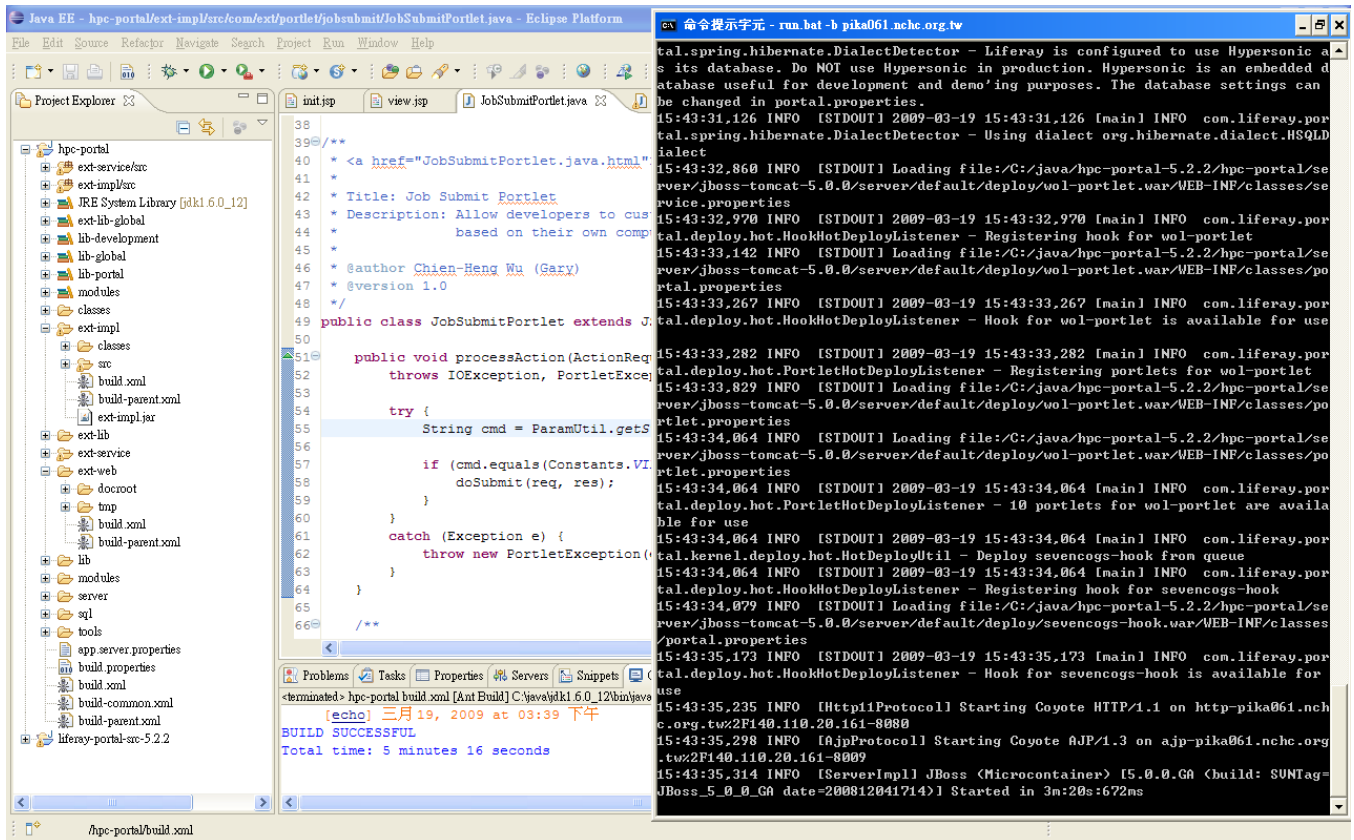


Figure. Start HPC Portal Server

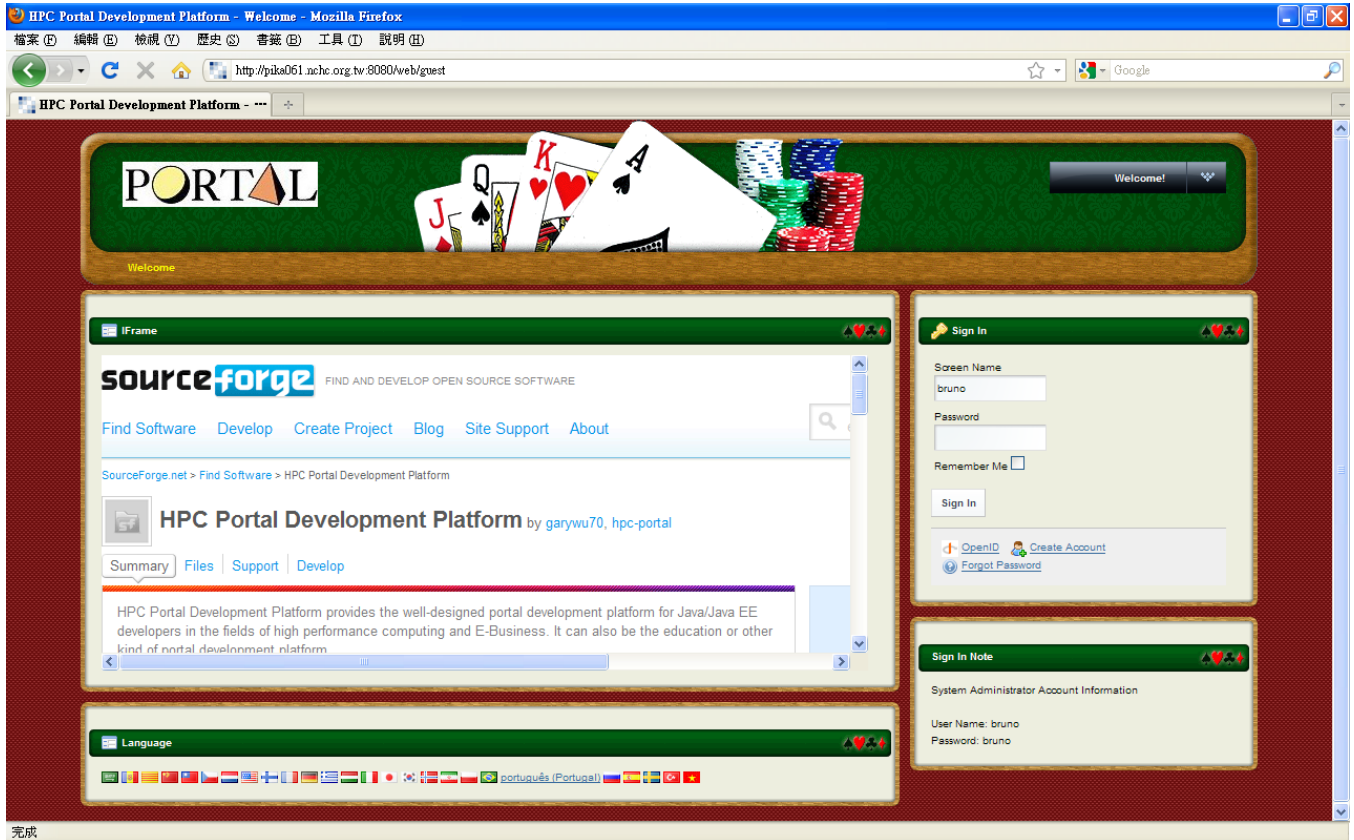
After the HPC portal is up and running, the users will see the login page of HPC Portal as shown on the following figure. Those default portlets are all highly customizable and configured for any of specific groups or communities.

2.8 展示

Initial Login of HPC Portal Server

- Username: **bruno**
- Password: **bruno**
- NOTE: The user “**bruno**” owns the administrator privileges.

即可開始使用（如下列畫面所示）



Demo: Front Page of Built-in Portal Engine within HPC Portal Development Platform

Usage: input the Screen Name/Password as “**bruno/bruno**” on the **Sign In Note Portlet** to login as Administrator

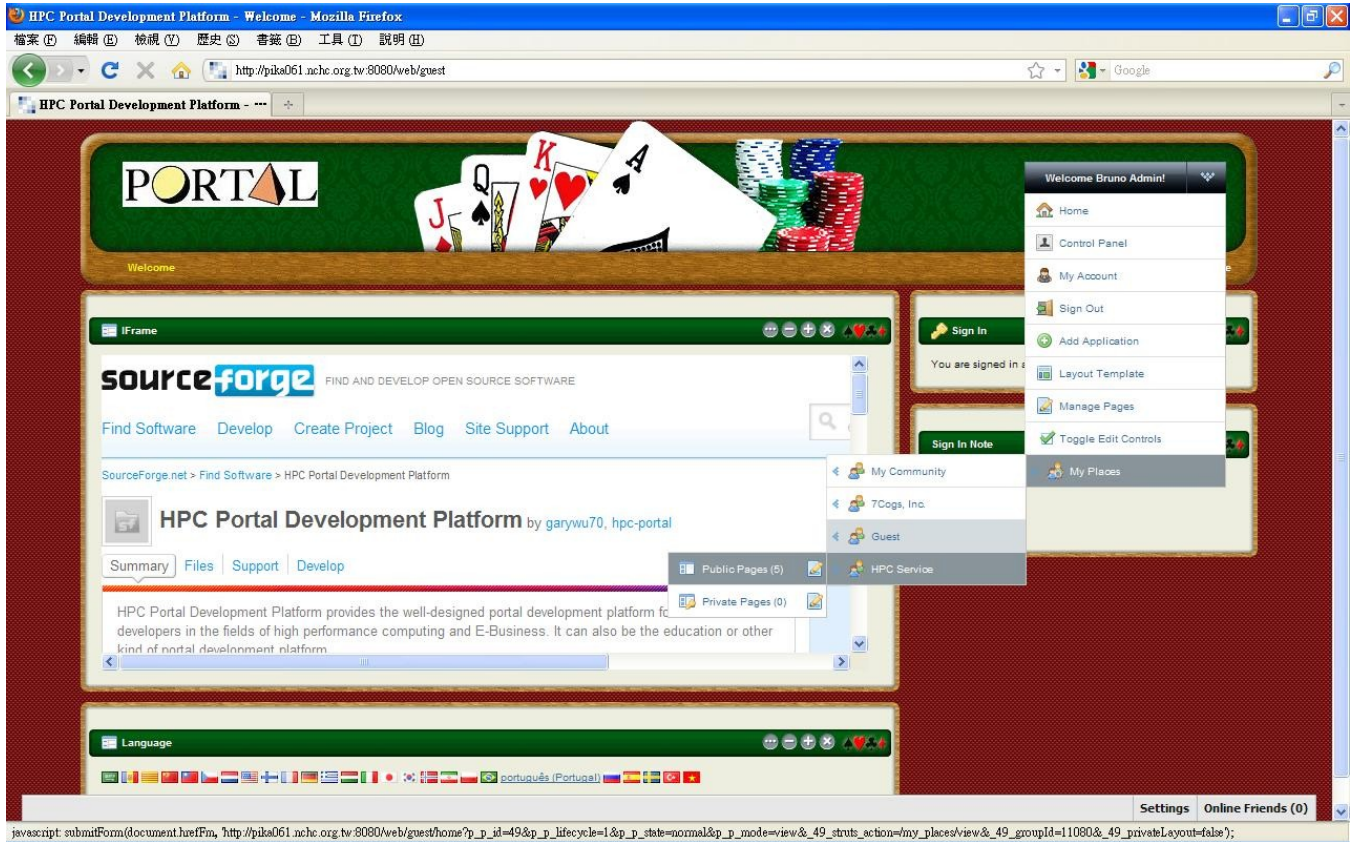


Figure: HPC Service Community in Built-in Portal Engine within HPC Portal Development Platform

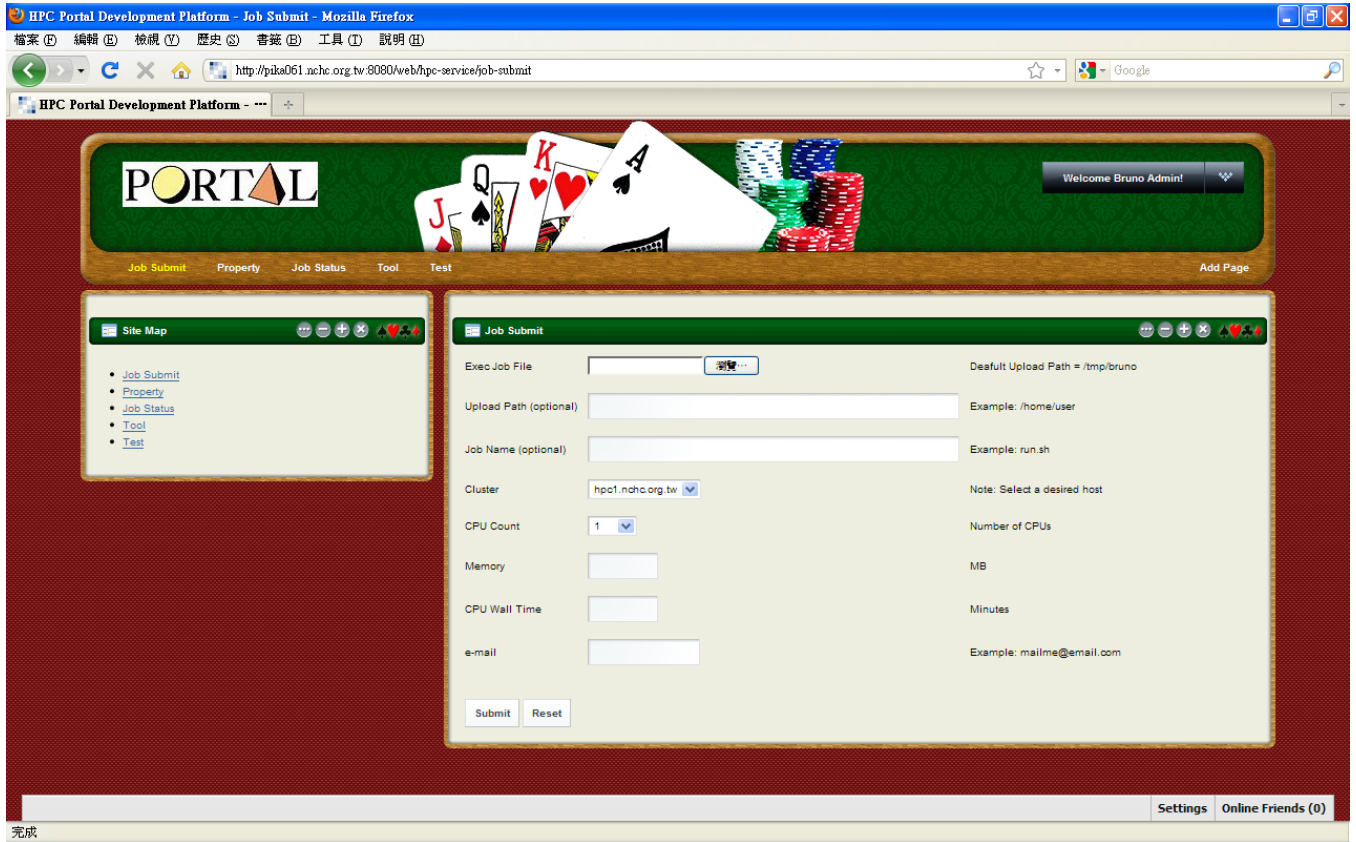


Figure: Job Submit Portlet

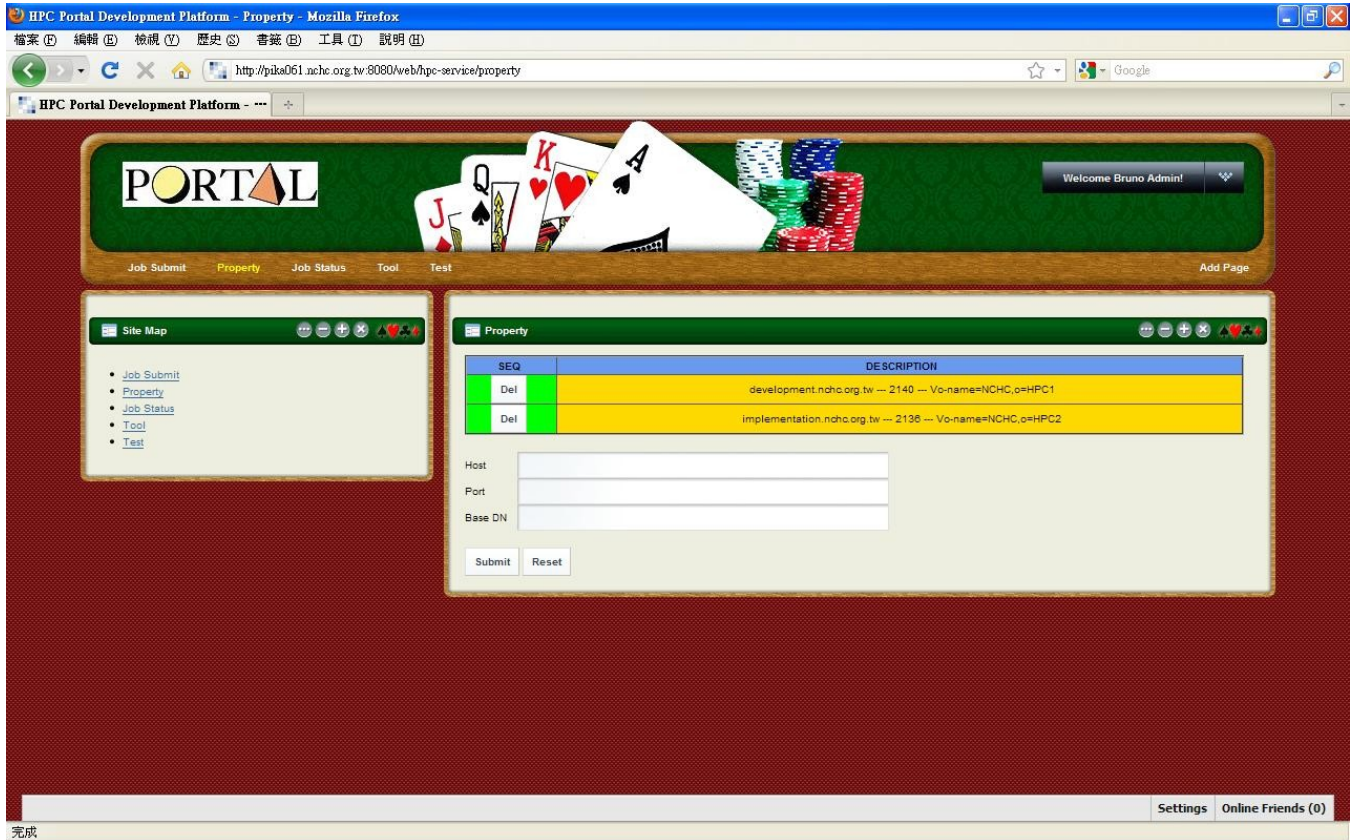


Figure: Property Portlet

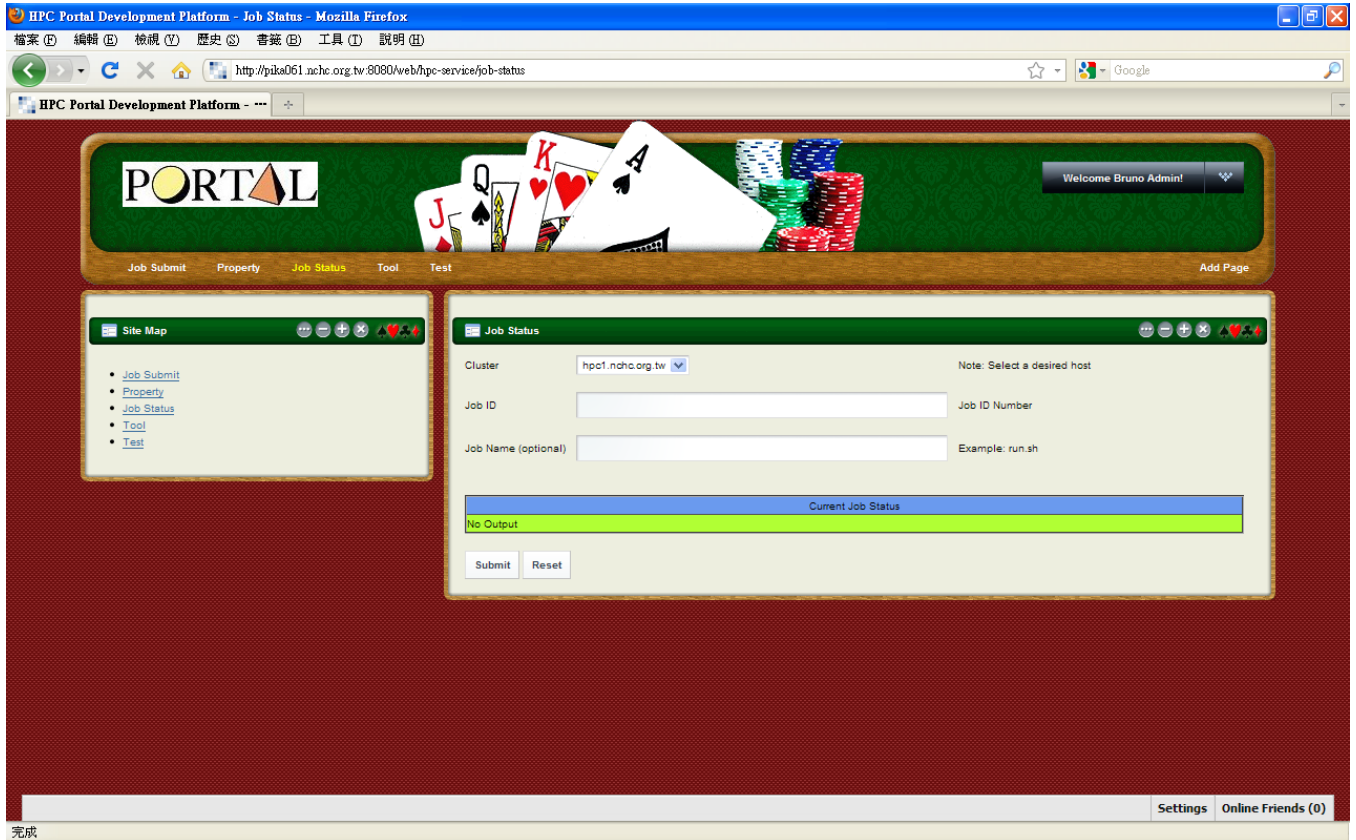


Figure: Job Status Portlet

The screenshot displays the HPC Portal Development Platform interface in a Mozilla Firefox browser window. The address bar shows the URL <http://pika061.nchc.org.tw:8080/web/bruno/profile>. The page features a navigation menu on the left with categories such as Collaboration, Community, Content Management, Entertainment, Finance, Google, HPC Service, News, Religion, Sample, Shopping, Social, Tools, Wiki, and World of Liferay. The main content area includes a header with the 'PORTAL' logo and a 'Welcome Bruno Admin!' message. Below the header, there are several portlets: a 'Loan Calculator' with input fields for Loan Amount (200,000), Interest Rate (7.00), and Years (30), and a 'Currency Converter' showing a table of exchange rates. The 'Currency Converter' table is as follows:

Currency	British Pound (GBP)	Chinese Yuan (CNY)	Euro (EUR)	Japanese Yen (JPY)	U.S. Dollar (USD)
GBP	1	0.0945	0.8721	0.0077	0.6318
CNY	10.5817	1	9.2287	0.0818	6.6851
EUR	1.1466	0.1084	1	0.0089	0.7244
JPY	129.3938	12.228	112.849	1	81.745
USD	1.5829	0.1496	1.3806	0.0122	1

Other portlets include a 'Summary' section for 'Bruno Admin' with a profile picture and a 'Job Title' field, and an 'Activities' section showing recent user interactions. The bottom of the page includes 'Settings' and 'Online Friends (0)' links.

Figure: Available Portlets for Business, Personal and Others

3 REFERENCE

- [1] 吳建衡 Chien-Heng Wu, "**HPC Portal Development Platform with Enterprise Architecture for e-Commerce and High Performance Computing**", 50th Annual IACIS International Conference, Las Vegas, Nevada, USA, 2010, 10, 06 – 2010, 10, 09, pp. pp55-60.
- Issues in Information Systems 2010 -- Vol XI, No 1-2
- [2] 吳建衡 Chien-Heng Wu, "**HPC Portal Development Platform for CFD**", 22nd International Conference on Parallel Computational Fluid Dynamics 2010, Kaohsiung, Taiwan, 2010, 05, 17 – 2010, 05, 21, poster.
- [3] 吳建衡 Chien-Heng Wu, "**HPC Portal Development Platform for High Performance Computing and E-Business**", 2009 年亞洲高速計算國際會議 (HPC Asia 2009), Kaohsiung, Taiwan, 2009, 3, 02 – 2009, 03, 05, poster.
- [4] 吳建衡 Chien-Heng Wu, "**HPC Portal Development Platform with E-Business and HPC Portlets**", 2009 第八屆離島資訊技術與應用研討會 (2009 Conference on Information Technology and Applications in Outlying Islands), Kinmen, Taiwan, 2009, 05, 22 – 2009, 05, 24, pp. pp14-19.
- [5] 吳建衡, 「**高速計算與電子商務網站開發平台**」, 國研科技專刊 NARL Quarterly, 第 Vol. 22 (2009)卷, 民國 98 年 04 月, p.80-86。
- [6] 吳建衡 Chien-Heng Wu, "**High Performance Computing: HPC Portal Development Platform with SOA**", 第十四屆高性能計算編譯技術研討會 (Workshop on Compiler Techniques for High-Performance Computing 2008), Taipei, Taiwan, 2008, 05, 26 – 2008, 05, 27, pp. ppIV13-IV18.
- [7] 吳建衡與呂健宇, 「**第 130 期 快速打造商務網站：HPC 高速計算與電子商務網站開發平台**」, 自由軟體鑄造場(中央研究院 資訊科技創新研究中心), 民國 98 年 07 月 12 日, http://www.openfoundry.org/index.php?option=com_content&Itemid=360&id=2108&lang=en&task=view
- [8] 吳建衡 Chien-Heng Wu, "**高速計算網站開發平台_開發者手冊 (HPC-Portal-Development-Platform_Developer-Guide.pdf)**"
- [9] Liferay, <http://www.liferay.com>